

2016-17 Smarter Balanced Assessment (SBA) Results

Pacific Grove Unified School District

September 21, 2017

Prepared by Matthew Binder

Presented by Ani Silva and Matthew Binder

Smarter Balanced Assessment (SBA)

- Given to Grades 3-8, and 11
- Three statewide administrations to date:
 - Spring 2015 (Y1)
 - Spring 2016 (Y2)
 - Spring 2017 (Y3)
- Two Subject Areas:
 - English Language Arts (ELA)
 - Mathematics
- California Science Test (CAST) – 2017: field Test for Grades 5, 8, and High School

Smarter Balanced Assessment (SBA)

(continued)

- Comprised of test items and performance tasks:
 - Critical thinking
 - Problem-solving
 - Application of knowledge and skills

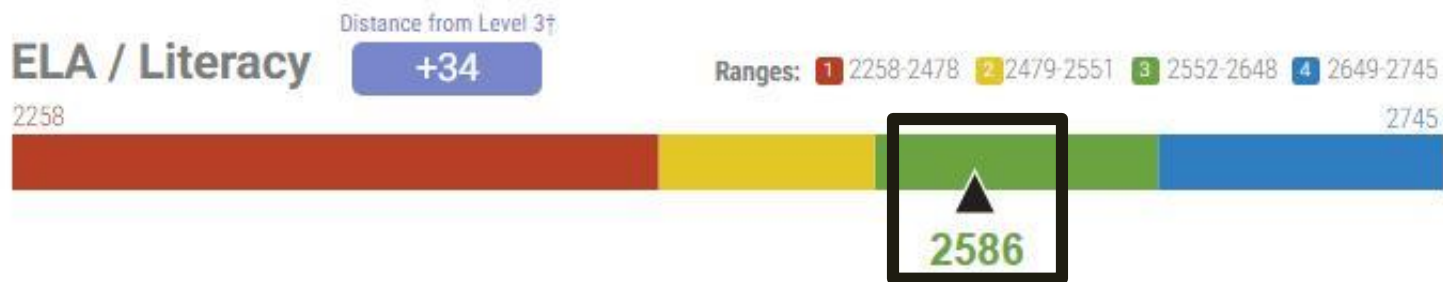
- Computer Adaptive: test “adapts” to more accurately identify knowledge and skills

- Designed to measure student growth *over time*.

Understanding SBA Scores

Two Components

- 1. Overall scores:** Each student receives an overall score for English Language Arts (ELA) and Mathematics (between 2000 and 3000).
- 2. Achievement levels:** Each overall score falls into one of four achievement levels: *standard not met*, *nearly met*, *met*, or *exceeded*.



Overall Achievement Level Descriptors

**Standard
Exceeded**

Demonstrates
advanced progress
toward mastery.

**Standard
Met**

Demonstrates
progress toward
mastery.

**Standard
Nearly Met**

May require **further
development** for
success in future
coursework.

**Standard
Not Met**

Needs **substantial
improvement** for
success in future
coursework.


Skill Areas Tested

- Highlight students' strengths and areas in need of support in key skill areas for both ELA/Literacy and Mathematics
- Each skill area is known as a “*Claim*” (4 for ELA and 3 for Mathematics):

ELA/Literacy Claims:



Reading



Writing

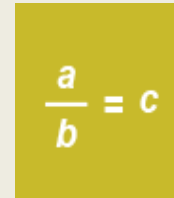


**Speaking and
Listening**




**Research/
Inquiry**

Mathematics Claims:



**Concepts &
Procedures**

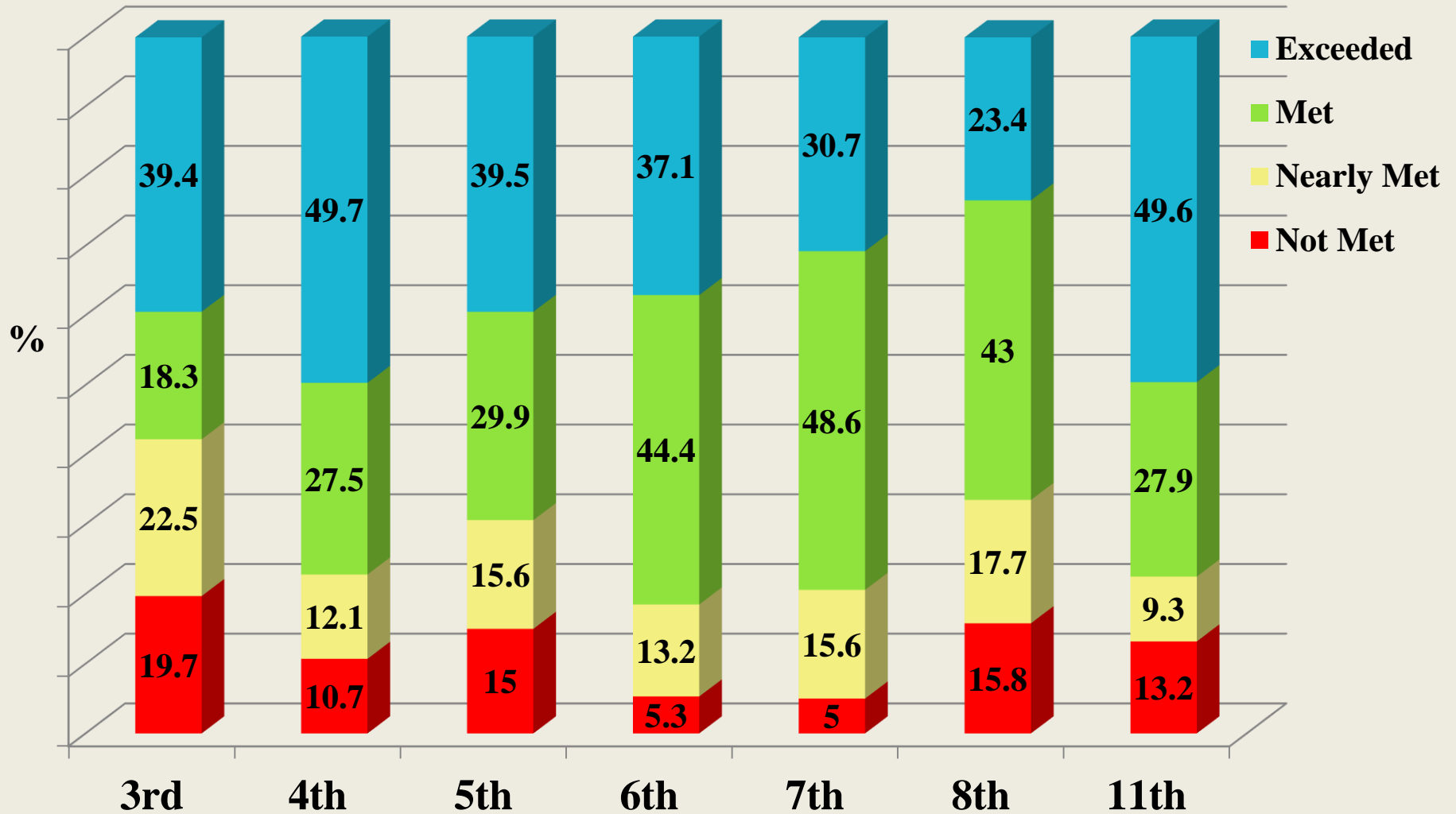


**Problem
Solving &
Data Analysis**

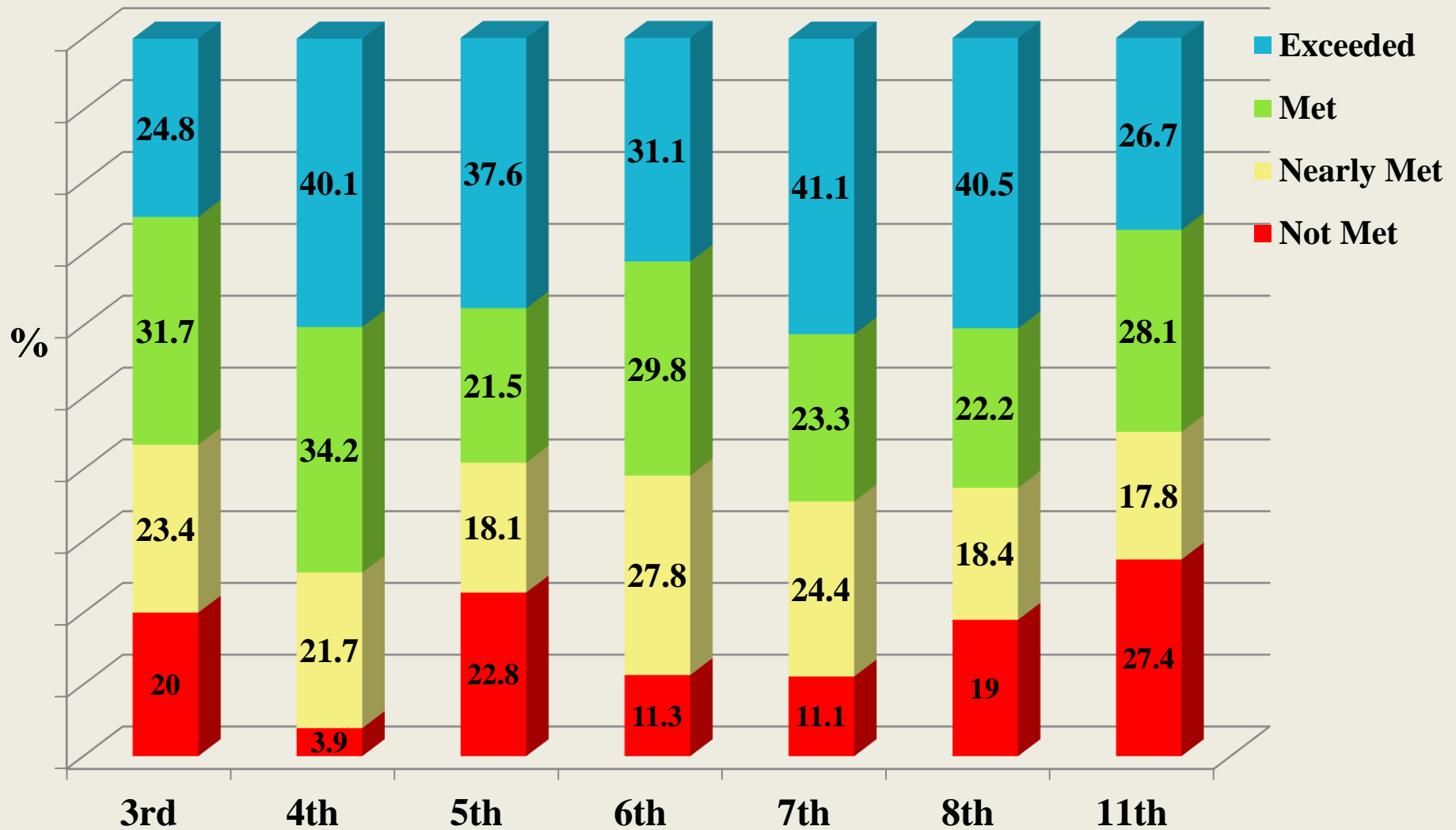


**Communicating
Reasoning**

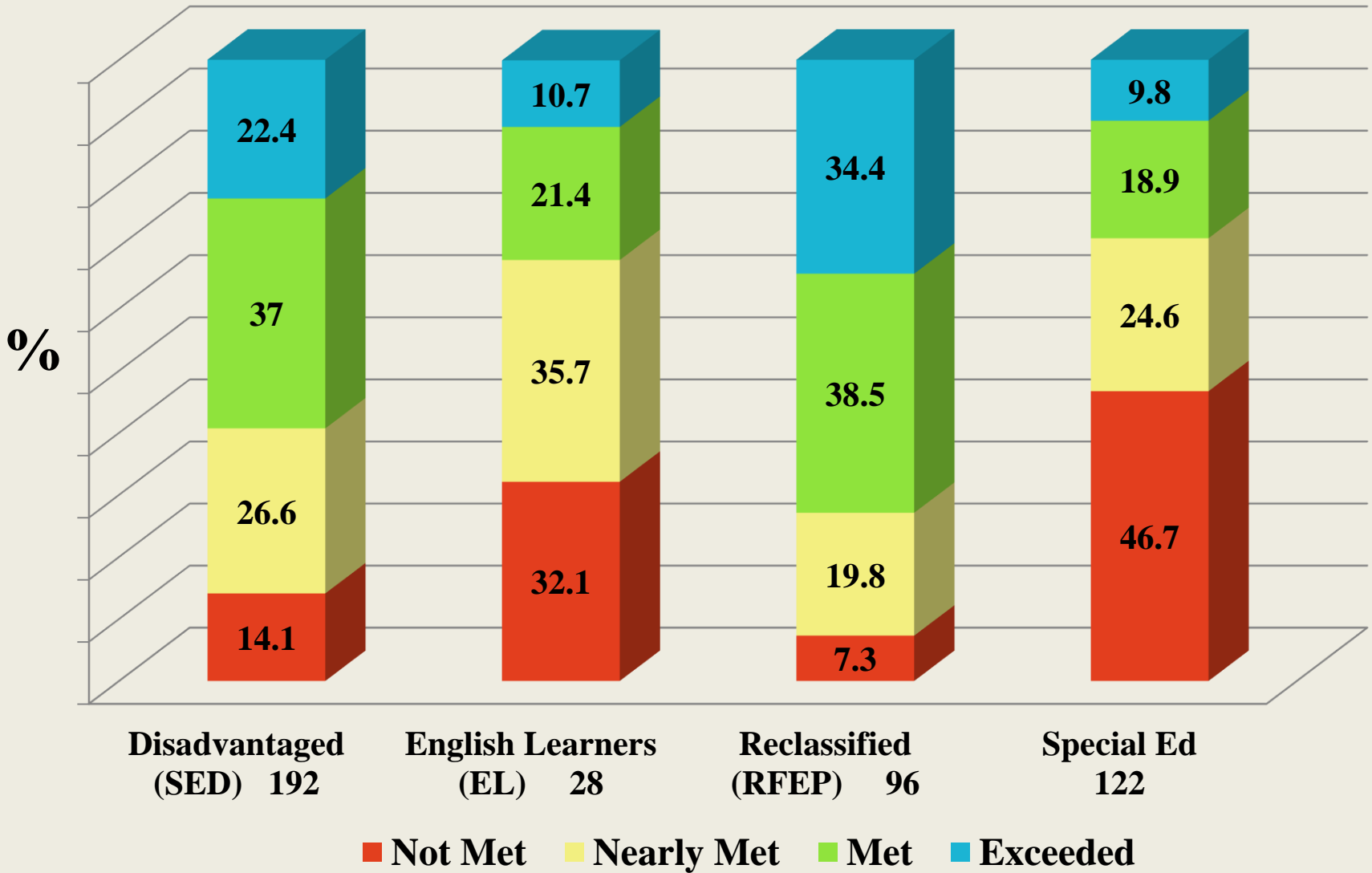
ELA: % Per Achievement Level (2017 – Y3)



Math: % Per Achievement Level (2017 – Y3)

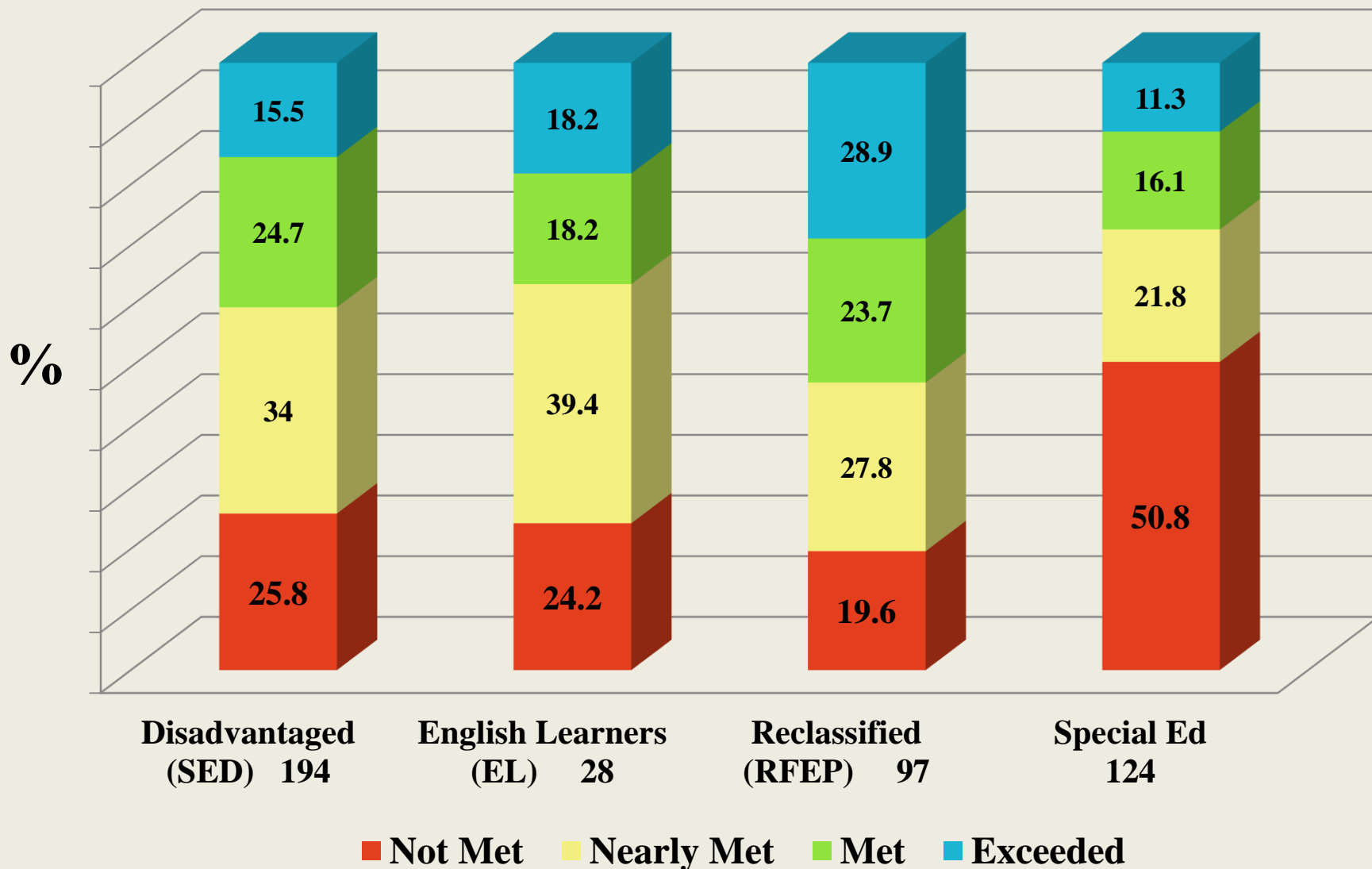


Overall % Per Achievement Level: Target Student Groups (2017 – Y3) - ELA

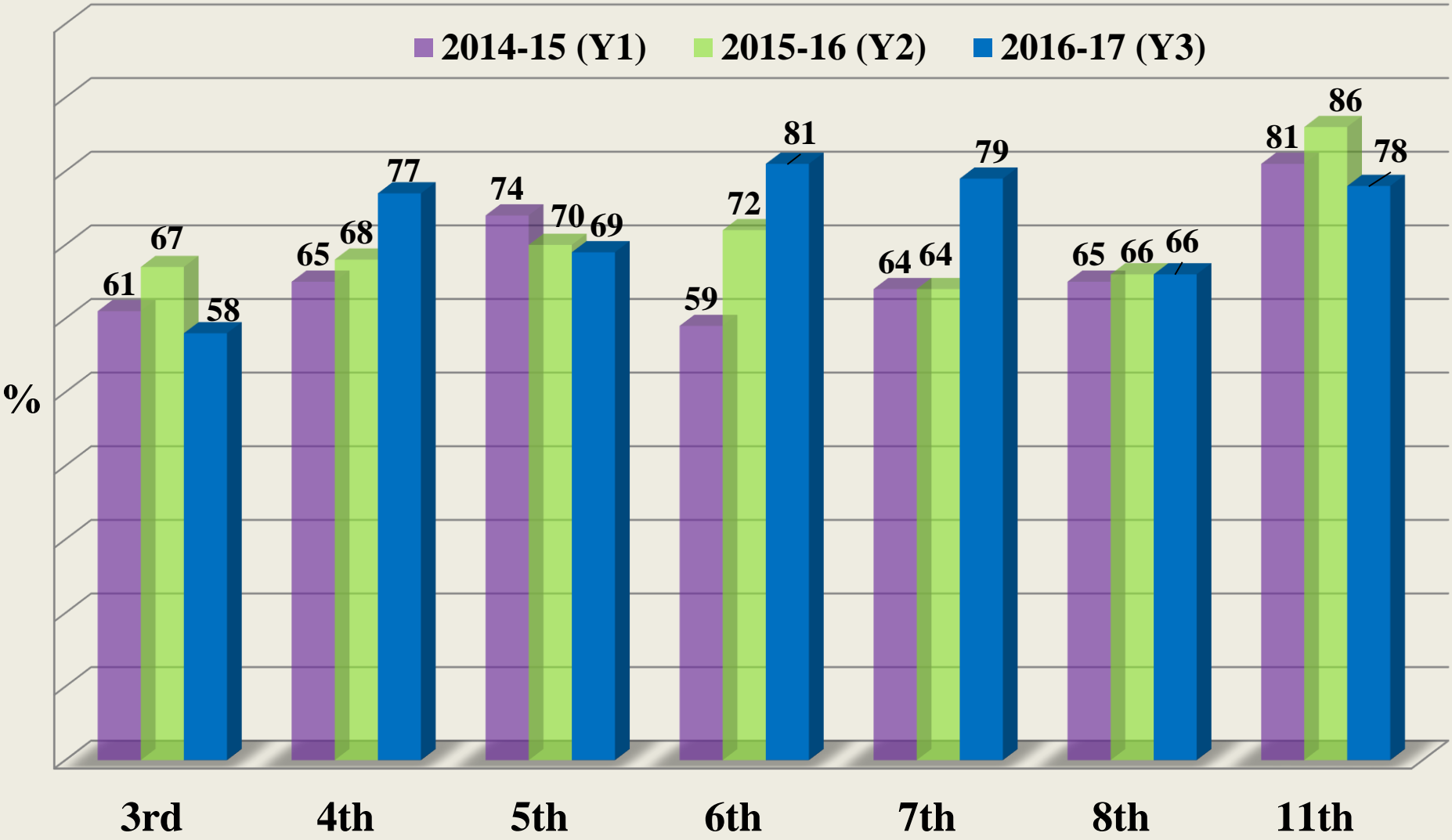


Source: <http://caaspp.cde.ca.gov/sb2016/Search> and Illuminate Education DnA (PGUSD)

Overall % Per Achievement Level for Target Student Groups (2017 – Y3) - Math

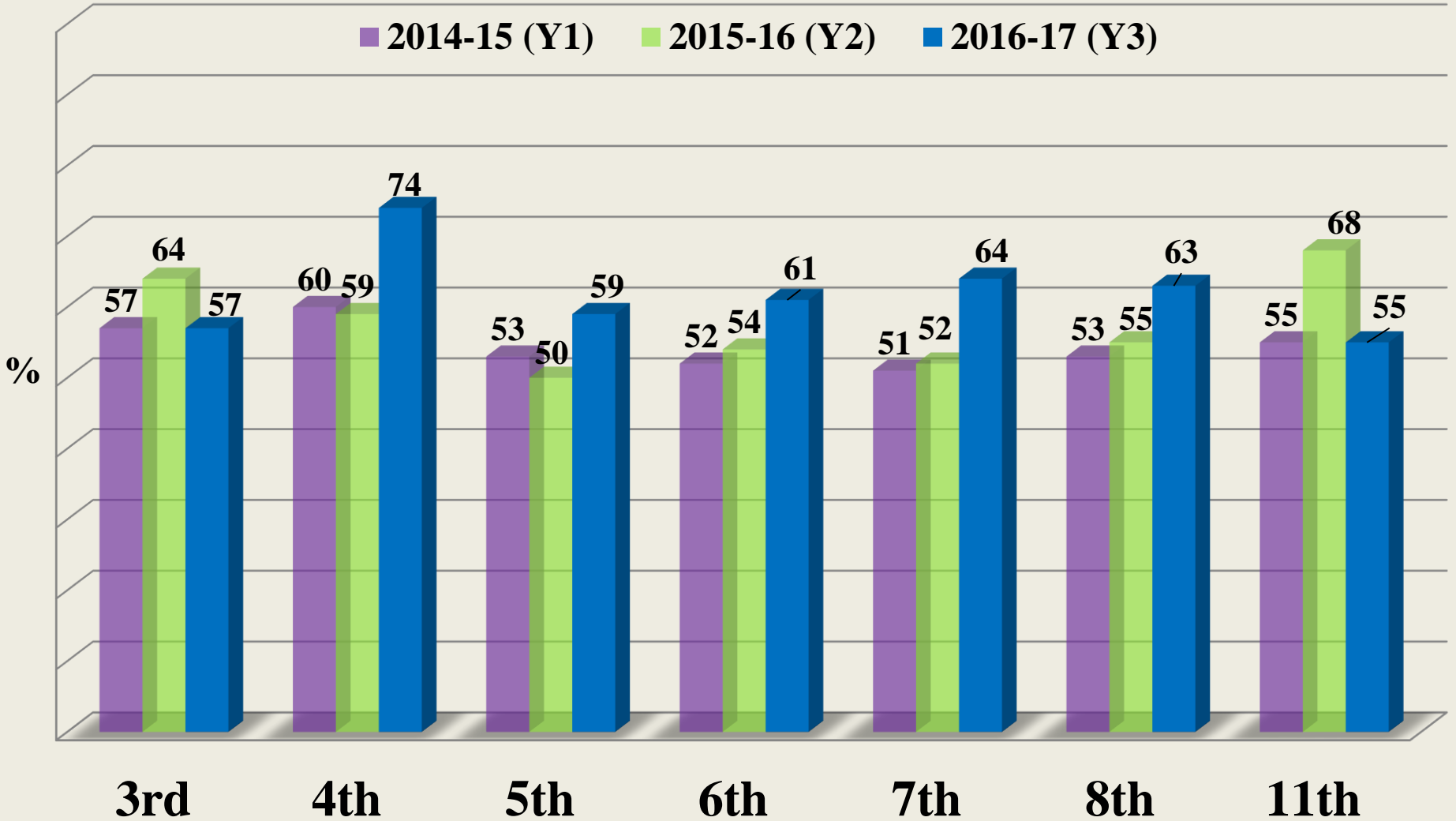


ELA: % Met or Exceeded: Y1, Y2 , Y3



Source: <http://caaspp.cde.ca.gov/sb2016/Search> and Illuminate Education DnA (PGUSD)

Math: % Met or Exceeded: Y1, Y2, Y3



Y1, Y2, Y3: % Met or Exceeded Standard by Cohort

ELA	3rd	4th	5th	6th	7th	8th	(9th)	(10th)	11th
2016-17 (Y3)	58%	74%	69%	81%	79%	66%			78%
2015-16 (Y2)	68%	68%	70%	72%	64%	66%			86%
2014-15 (Y1)	61%	65%	74%	59%	64%	66%			81%

Math	3rd	4th	5th	6th	7th	8th	(9th)	(10th)	11th
2016-17 (Y2)	57%	74%	59%	61%	64%	63%			55%
2015-16 (Y2)	64%	59%	50%	54%	52%	55%			68%
2014-15 (Y1)	57%	60%	53%	52%	51%	53%			55%

Action Plan to Address Student Needs

- Continuing the development of Professional Learning Community (PLC) practices around a cycle of inquiry for learning answering these 4 key questions:
 1. What is it we expect our students to learn?
 2. How will we know when they have learned it?
 3. How will we respond when some students do not learn?
 4. How will we respond when some students already know it?

Instructional Leadership Teams (ILT)

- ILT's at each school promoting and facilitating the use of achievement data to inform instruction.
- Researching and employing best teaching practices for meeting student learning needs.

Multiple Measures

Use of a broad range of assessments:

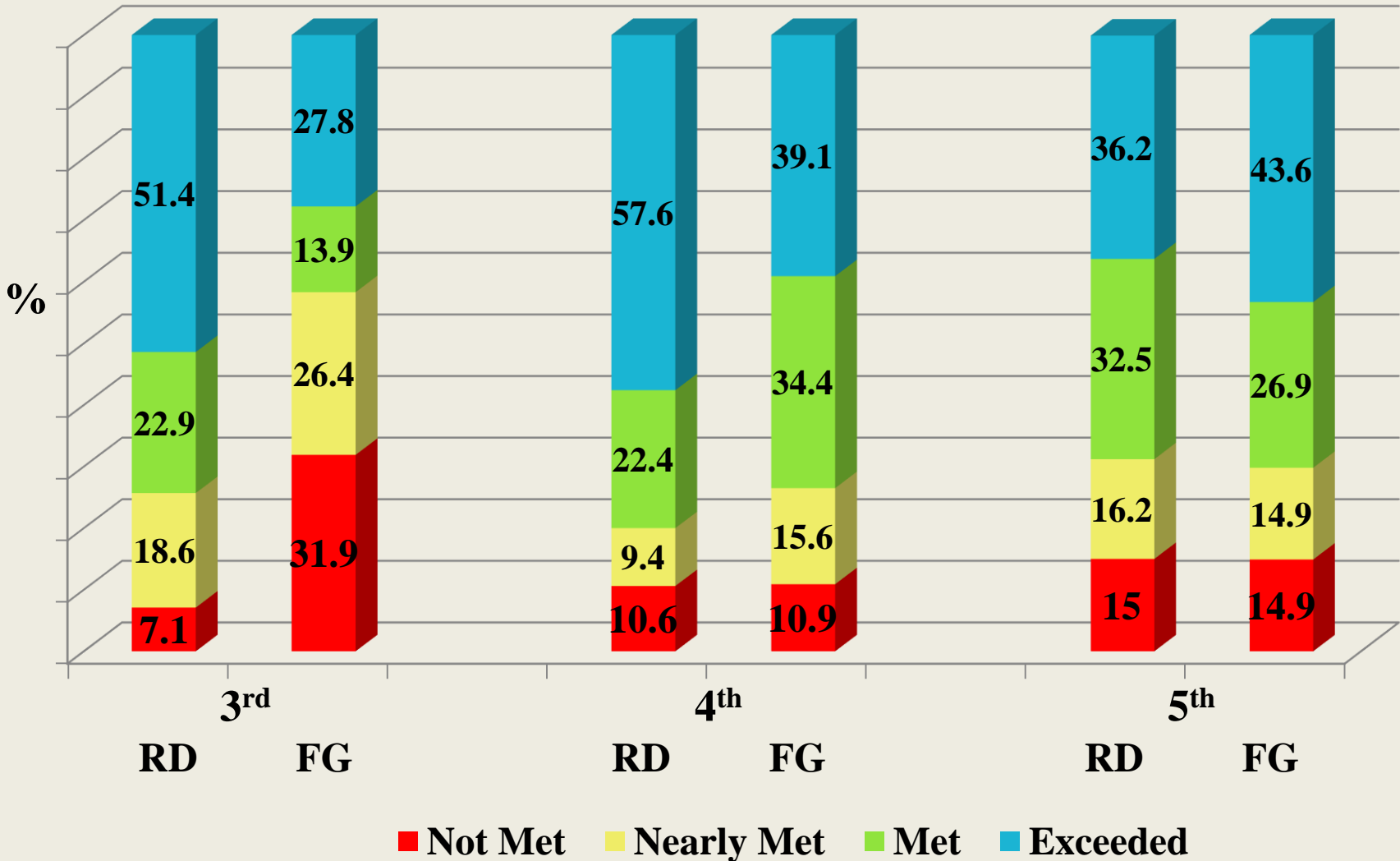
- Diagnostics (DIBELS, SRI, SMI, MDTP, etc.)
- Common Interim Formative Assessments (via Illuminate, publisher produced and curriculum embedded) – IFA's
- Grade-level and department informal assessment cycles

Enhanced Instructional Support and Student Services

- Elementary and Secondary Math Coach
- Elementary Digital Learning Coach
- AVID Methodology (MS, HS)
- Afterschool Math Tutoring (HS),
- Academic Intervention Class (MS)
- Intervention Counselor (HS)

Thank You

ELA: % Per Achievement Level (2017 – Y3): Forest Grove, Robert Down



Math: % Per Achievement Level (2017 – Y3): Forest Grove, Robert Down

