



PACIFIC GROVE UNIFIED SCHOOL DISTRICT

FOOD SERVICE PRESENTATION

MAY 2, 2019

Presentation Outline

- Food Service Staff
- Free and Reduced Information
- Breakfast and Lunch
- Cafeteria Fund
- Kitchens and Facilities
- Future Income
- Appendix



Food Service Staff by Site

Pacific Grove High School (15.75 hrs. worked)

- Food Service 1 11:40 to 12:55
- Food Service 2 9:45 to 10:30
- Food Service 2 10:00 to 1:15
- Food Service 2 9:00 to 1:15
- Food Service 3 7:30 to 1:40 (Unpaid lunch break)

Pacific Grove Middle School (10.75 hrs. worked)

- Food Service 1 9:15 to 11:00
- Food Service 2 10:00 to 1:30
- Food service 2 8:00 to 1:30

Forest Grove School (4.5 hrs. worked)

- Food Service 1 12:00 to 1:15
- Food Service 2 9:15 to 9:45 and 10:30 to 1:15 (Goes to PGHS between 9:45 and 10:30)

Robert Down School. (4.5 hrs. worked)

- Food Service 1 12:00 to 1:15
- Food Service 2 10:00 to 1:15

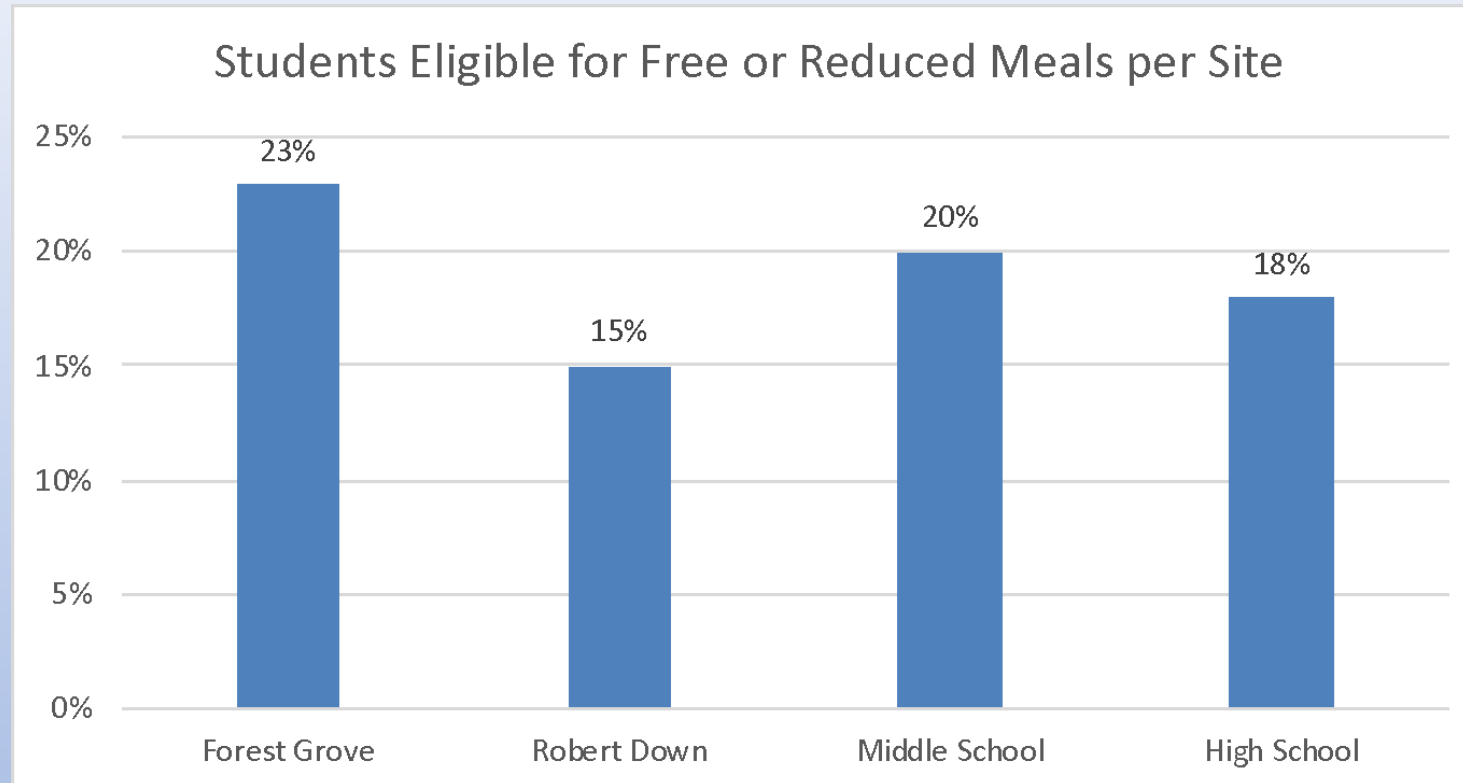
All deliveries are made daily to the sites by PGUSD's utility worker.



Free and Reduced Information

- Application available online and paper copies
- Parents can apply throughout the year
- Parents need to apply every year
- CalPads reports shows students who are eligible through CalFresh, Calworks and MediCal. As does Monterey County Social Services.
- Students eligibility status is confidential
- Students are not identified as receiving free or reduced meals, when receiving their meal

Free and Reduced Information



A household of four with an income of \$32,630 or less will be eligible for free meals and a family of 4 with an income of \$46,435 or less will be eligible for reduced meals. (18-19 school year)

A household of four with an income of \$33,475 or less will be eligible for free meals and a family of 4 with an income of \$47,638 or less will be eligible for reduced meals. (19/20 school year)

What is a Reimbursable Breakfast?

A reimbursable breakfast consists of 2 grains, a portion of fruit and/or vegetable and a milk.



Breakfast meals served at PGMS, PGHS and CHS.




What is a Reimbursable Lunch?

A reimbursable lunch consists of meat/meat alternative, a grain, fruit, vegetable and milk.



ELEMENTARY SCHOOL LUNCH

MIDDLE SCHOOL LUNCH





HIGH SCHOOL LUNCH



REIMBURSABLE MEAL RATE FOR 2017/2018

<u>LUNCH</u>	<u>STUDENT PAID</u>	<u>FED & STATE</u>
FREE	\$0.00	\$3.29
REDUCED	\$0.40	\$2.89
PAID RHD & FG	\$3.00	\$0.37
PAID MS & HS	\$3.75	\$0.37
<u>BREAKFAST</u>		
FREE	\$0.00	\$1.75 or \$2.09
REDUCED	\$0.30	\$1.45 or \$1.79
PAID	\$2.75	\$0.30
	REIMBURSEMENT	\$195,104.01
	A LA CARTE	\$415,715.67
	TOTAL	\$610,819.68

REIMBURSABLE MEAL RATE FOR 2018/2019

<u>LUNCH</u>	<u>STUDENT PAID</u>	<u>FED & STATE</u>
FREE	\$0.00	\$3.37
REDUCED	\$0.40	\$2.97
PAID RH & FG	\$3.00	\$0.37
PAID MS & HS	\$3.75	\$0.37
<u>BREAKFAST</u>		
FREE	\$0.00	\$1.79 or \$2.14
REDUCED	\$0.30	\$1.49 or \$1.84
PAID	\$2.75	\$0.31

Meal Information

<u><i>Students Eligible for Free and Reduced Meals</i></u>				
	<u>FREE</u>	<u>REDUCED</u>	<u>ENROLLMENT</u>	
2011/2012	240	117	1,939	18.41%
2012/2013	294	109	2,064	19.65%
2013/2014	277	137	2,051	20.12%
2014/2015	278	127	2,015	20.09%
2015/2016	298	126	2,083	20.39%
2016/2017	254	99	2,082	16.95%
2017/2018	325	115	2,088	21.07%
2018/2019	309	87	2,031	19.49%

Reimbursable Meals Served

<u>BREAKFAST SERVED</u>	<u>FREE</u>	<u>REDUCED</u>	<u>PAID</u>	<u>TOTAL</u>	<u>DAILY AVERAGE</u>
2011/2012	11,363	4,744	3,363	19,503	108
2012/2013	10,585	3,072	3,221	21,542	120
2013/2014	12,568	4,376	3,872	20,816	116
2014/2015	11,904	4,239	4,440	20,583	114
2015/2016	13,572	3,769	6,169	23,510	131
2016/2017	13,044	3,166	6,632	22,842	127
2017/2018	12,496	2,612	6,581	21,689	120
2018/2019					
<u>LUNCH SERVED</u>	<u>FREE</u>	<u>REDUCED</u>	<u>PAID</u>	<u>TOTAL</u>	<u>DAILY AVERAGE</u>
2011/2012	27,610	12,310	36,350	76,721	426
2012/2013	33,416	10,694	41,557	85,667	476
2013/2014	31,076	13,666	45,991	90,733	504
2014/2015	31,476	11,906	47,707	91,089	506
2015/2016	23,192	7,553	46,617	100,119	556
2016/2017	29,910	9,507	59,680	99,097	551
2017/2018	29,945	9,207	62,495	101,647	565
2018/2019					

Kitchens and Facilities

- All four school kitchens are equipped with freezers, coolers, ovens, warming units, serving units and dry storage rooms.
- There is sufficient equipment to store, prepare, cook, heat, cool and serve all items on the menu daily.
- Each site had a point of sale computer and key pad where students enter their 4 digit pin number when making a purchase.
- Kitchens are inspected by the Health Department three times a year.
- Deliveries are made to the high school and items are marked and delivered to school sites.



Price Increase

	<u>2011-2016</u>	<u>Current Price</u> <u>2016-2019</u>	<u>Potential</u> <u>\$0.25c increase</u>	<u>Potential</u> <u>\$0.50c increase</u>
BREAKFAST (MS,HS & CHS)	\$2.50	\$2.75	\$3.00	\$3.25
LUNCH AT FG & RHD:	\$2.75	\$3.00	\$3.25	\$3.50
LUNCH AT MS & HS:	\$3.50	\$3.75	\$4.00	\$4.25

Projected Income from a \$0.50c Increase

<u>MEALS</u>	<u>SERVED</u>	<u>POTENTIAL INCOME</u>
BREAKFAST :	6581	\$3,290.50
LUNCH:	62495	\$31,247.50
	TOTAL:	\$34,538.00

A la Carte, snack and drink prices to be determined by market costs and food service staff discretion.

Factors That Impact the Lunch Program

- Open campus for juniors and seniors at the high school
- Minimum days; no lunches served at middle and high school
- Parent teacher conferences
- Testing schedule changes
- Field trips where lunches from home are encouraged
- Outdoor camp (6th grade)
- Class parties and holiday celebrations
- Membership and highest participation rewards
- Traditional events: conduct club, D.A.R.E graduation

BUDGET IMPACTS

- Increase in salaries and benefits each year
- Increase in food cost
- Increase in supplies cost
- Increase in repairs to equipment cost
- Substitute and extra time charges



ACKNOWLEDGEMENTS

- PGUSD “Lunch Ladies” (food service staff) who lovingly prepare meals each day, and who smile and greet students by name each day
- Administrators and staff at the sites who support the lunch program
- Staff at the district office who help in many different ways
- Maintenance and utility staff who fix equipment and deliver items
- PGUSD school board members and the transfer from the General Fund each year to support feeding the students of the district
- Students who make it all worth while and give us memories to last a lifetime.

Questions and Comments



Dianne Hobson, Nutrition Director

dhobson@pgusd.org

831-646-6521



Appendix 1

Price Comparisons


	Pacific Grove USD	Carmel USD	Monterey Pen. USD
<u>Breakfast</u>	\$2.75	\$2.50	\$2.25
<u>Lunch</u>			
Elementary	\$3.00	\$4.00	\$3.00
Middle and High	\$3.75	\$4.00	\$3.00

Appendix 2

Monthly Menus

Pacific Grove Unified School District

April 2019 Lunch Menu

Monday	Tuesday	Wednesday	Thursday	Friday
1 Chicken Nuggets French Fries Canned Fruit Graham Crackers Milk	2 Mini Pancakes Turkey Sausage Links Orange Juice Celery/Cucumber Milk	3 Turkey Hotdog W/G Bun Baked Beans Apples Milk	4 Cheese Quesadilla Salsa Canned Fruit Peas/Carrots Milk	5 **School out at 12:10 Tony's Pizza Romaine Salad Apple Sauce Milk
 <h2 style="color: #e91e63;">Spring Break</h2>				
15 Chicken Nuggets Sweet Potato Fries Oranges Goldfish Milk	16 Cheeseburger Sliders French Fries Pickles Juice Box Milk	17 Mini Corndogs Banana Garbonzo Beans Milk	18 Mini Pancakes Turkey Sausage Links Orange Juice Celery/Cucumber Milk	19 Domino's Cheese Pizza Romaine Salad Apples Raisins Milk
22 Chicken Tenders Sweet Potato Fries Canned Fruit Graham Crackers Milk	23 Bean and Cheese Burrito Broccoli Apple Sauce Milk	24 Chicken Patty W/G Bun French Fries Canned Fruit Milk	25 Taco Nada Corn Watermelon Milk	26 Domino's Cheese Pizza Romaine Salad Oranges 100% Fruit Juice Milk
29 Chicken Nuggets French Fries Canned Fruit Choc Chip Cookie Milk	30 Grilled Cheese Sandwich Corn Canned Fruit Milk	1 Chicken Egg Roll Veggie Chow Mein Fruit Cup Milk	2 Turkey Hotdog W/G Bun Baked Beans Banana Milk	3 Domino's Cheese Pizza Romaine Salad Apples Raisins Milk

The USDA and CDE are equal opportunity providers and employers.

Milk Served Daily
 1% low fat white milk
 Fat free chocolate milk

Lunch Prices
 Lunch : \$3.00
 Reduced: .40c
 Milk Only: .50c



Menu subject to change without notice.

Pacific Grove Unified School District

PGMS

Monday	Tuesday	Wednesday	Thursday	Friday
TODAY'S SPECIAL	TODAY'S SPECIAL	TODAY'S SPECIAL	TODAY'S SPECIAL	TODAY'S SPECIAL
MINI CORNDOGS AND TATOR TOTS Must choose one or more fruit and/or vegetable May choose milk \$3.75	ORANGE CHICKEN AND BROWN RICE Must choose one or more fruit and/or vegetable May choose milk \$3.75	BURGERS AND TOTS Regular or Cheese Must choose one or more fruit and/or vegetable May choose milk \$3.75	POPCORN CHICKEN Or SPICY CHICKEN STRIPS WITH A PRETZEL or ROLL Must choose one or more fruit and/or vegetable May choose milk \$3.75	SPICY OR REGULAR CHICKEN PATTY ON A BUN Must choose one or more fruit and/or vegetable May choose milk \$3.75
Entrée below offered as a la carte or as a meal.	Entrée below offered as a la carte or as a meal.	Entrée below offered as a la carte or as a meal.	Entrée below offered as a la carte or as a meal.	Entrée below offered as a la carte or as a meal.
FRENCH BREAD PIZZA	MAXSTIX WITH MARINARA	CORNDOG	MEAT PASTA & W/G ROLL	TACO NADA
BEAN & CHEESE BURRITO	BEAN & CHEESE BURRITO	BEAN & CHEESE BURRITO	BEAN & CHEESE BURRITO	BEAN & CHEESE BURRITO
DOMINO'S PIZZA PEPPERONI or CHEESE	DOMINO'S PIZZA PEPPERONI or CHEESE	DOMINO'S PIZZA PEPPERONI or CHEESE	DOMINO'S PIZZA PEPPERONI or CHEESE	DOMINO'S PIZZA PEPPERONI or CHEESE
BOSCO STICK	GRILLED CHEESE SANDWICH			
P/B and JELLY SANDWICH	P/B and JELLY SANDWICH	P/B and JELLY SANDWICH	P/B and JELLY SANDWICH	P/B and JELLY SANDWICH
YOGURT & FRUIT PARFAIT WITH GRANOLA	YOGURT & FRUIT PARFAIT WITH GRANOLA	YOGURT & FRUIT PARFAIT WITH GRANOLA	YOGURT & FRUIT PARFAIT WITH GRANOLA	YOGURT & FRUIT PARFAIT WITH GRANOLA
or as a meal Meal must include one or more fruits and/or vegetable and may take a milk.	or as a meal Meal must include one or more fruits and/or vegetable and may take a milk.	or as a meal Meal must include one or more fruits and/or vegetable and may take a milk.	or as a meal Meal must include one or more fruits and/or vegetable and may take a milk.	Entrée offered as a la carte or as a meal Meal must include one or more fruits and/or vegetable and may take a milk.
MILK Fat free chocolate milk or 1% low fat milk	MILK Fat free chocolate milk or 1% low fat milk	MILK Fat free chocolate milk or 1% low fat milk	MILK Fat free chocolate milk or 1% low fat milk	MILK Fat free chocolate milk or 1% low fat milk

Menu subject to change without notice

LUNCH PRICE: \$3.75
REDUCED PRICE: .40c
MILK: .50c

Every meal must include a 1/2c of fruit and/or vegetable.

The USDA and the CDE are equal opportunity providers and employers.





Pacific Grove Community High
Home of the Phoenix

BREAKFAST MEAL \$2.75

Monday: Muffin

Tuesday: Bagel and Cream Cheese

Wednesday: Mini Pancakes or Cereal or Yogurt

Thursday: Bagel and Cream Cheese

Friday: Peanut Butter and Jelly Sandwich

Selection of fresh fruits/vegetables

**Apples, oranges, bananas, peach/pear cup, apple sauce,
carrots**

White or Chocolate Milk

Menu subject to change without notice!

Paid Student Price: \$2.75

Reduced Student Price: \$0.30c

Free: Free



Pacific Grove High School Breakfast and Lunch Menu



Break Combo Meal \$2.75

Choose one item from
this list of entrees:

- Assorted Muffins
- Bagel w/Cream Cheese
- Cold Cereal
- Hot Breakfast Entrée
- Yogurt & Granola

Choose one item from
this list of sides:

- 100% Juice Box
- Fresh Fruit
- Fresh Vegetables
- Fruit Cup or Applesauce Cup

Choose one item from
this list of drinks:

- White or Chocolate Milk

Menu subject to change without notice

Snack Items Offered Daily

- 100% Apple Juice
- Assorted Baked Chips
- Brownies
- Freshly Baked Cookies
- Gatorade
- Granola Bars
- Powerade
- Rice Krispies Treats
- Water
- And More

Lunch Combo Meal \$3.75

Choose one item from
this list of entrees:

- Assorted Sandwich Meal
- Baked Potato With Toppings
- Burritos
- Cheeseburger
- Chicken Nuggets
- Chicken Patty on a Bun
- French Bread Pizza
- Pizza Slice, Dominos
- Salad Meal
- Variety of Fresh Sandwiches Meal
- Yogurt/ Fruit/Granola Parfait

Choose up to two items from
this list of sides:

- 100% Juice box
- Fresh Fruit
- Fresh Vegetables
- Fruit Cups
-

Choose one item from
this list of drinks:

- White or Chocolate Milk

Menu subject to change without notice

Appendix 3

Transfers from the General Fund to Fund 13

Fund 13 - Cafeteria Fund								
		2015-16	2016-17	2017-18	2018-19	2018-19	2019-20	2020-21
		Actual	Actual	Audited Actuals	First Interim	Second Interim	Estimate	Estimate
Beginning Fund Balance		8,785	8,680	9,929	13,766	13,765	6,685	1,275
Revenues:								
Revenue Limit Sources	8000							
Federal Revenue	8200	191,656	180,311	182,258	180,000	180,000	180,000	180,000
Other State Revenue	8500	14,314	12,680	16,862	28,326	28,326	28,326	28,326
Other Local Revenue	8600	367,914	393,762	415,716	390,000	390,000	405,000	410,000
Total Revenues		573,884	586,753	614,836	598,326	598,326	613,326	618,326
Expenditures:								
Certificated Salaries	1000							
Classified Salaries	2000	257,521	270,631	290,475	285,002	285,055	290,275	295,645
Employee Benefits	3000	55,952	60,640	71,608	90,164	91,081	97,821	105,804
Supplies	4000	287,097	295,336	287,011	283,101	283,101	283,500	283,600
Services	5000	6,977	9,182	12,770	14,449	14,449	14,449	14,449
Capital Outlay	6000							
Other Outgo	7100							
Total Expenditures		607,547	635,789	661,863	672,716	673,686	686,045	699,497
Surplus (Deficit)		(33,663)	(49,036)	(47,028)	(74,390)	(75,360)	(72,719)	(81,171)
Transfers In - General	8900	33,558	50,285	50,864	67,309	67,309	67,309	67,309
Ending Fund Balance		8,680	9,929	13,766	6,685	5,714	1,275	(12,587)
Components of Ending Fund Balance:								
a) Nonspendable - Stores	9711	7,613	9,929	8,645				
b) Restricted	9740	642		4,568	6,132	5,162	1,275	(12,587)
c) Committed								
d) Assigned		425		552	553	552		
e) Unassigned/Unappropriated	9790							
Ending Fund Balance		8,680	9,929	13,765	6,685	5,714	1,275	(12,587)